



Leading the way in pressure relief technology

Product Overview - Pressure Relief Valves

The premier option for pressure relief devices. Technology leadership with reliable and efficient overpressure protection.



Meeting all your Pressure Relief Needs

Emerson has the most comprehensive range of pressure relief devices, designed for applications from gas to steam, liquid and mixed phases, from cryogenic temperatures to super-critical boilers. We have developed pressure relief devices to protect all your assets, backed by global support to help keep your plant operating safely, consistently and economically.

When you want a partner who can help you operate safely, improve reliability and optimize plant performance, you can be sure that Emerson has the complete solution.





Pressure Relief Devices for all applications

Emerson's pressure relief portfolio provides a complete range of standard and customized solutions, whatever demand you have for pressure protection.

Global performance

Emerson is an industry leader in pressure relief valve technology. As a single point provider, we offer an extensive product range for reliable performance with lower valve life-cycle costs and unique solutions. Our unmatched engineering and technical expertise provides you with the pressure management products, application solutions and services that will positively impact your business.

Test facilities

Our ASME Certified Flow facility in El Campo, TX, USA have been the catalyst in continuing many years of product development and industry leadership.

Additional testing and research facilities are located in Mansfield, MA, USA; Manchester, UK; Korschbroich, Germany; and Qingpu, China, our engineering teams have designed testing equipment and procedures that assure optimum valve performances under all service conditions. Featuring full cryogenic flow testing capabilities down to -320°F / -196°C, and full flow steam testing, these facilities are amongst the largest in the world and are used for research, experimentation, and control of emissions on relief devices.

Contents

Spring Loaded Safety Valves	4
Pilot Operated Safety Valves	8
Steam & Power Safety Valves	10
Low Pressure Relief Valves	14
Monitoring Solutions	16
Speciality Valves	18
Lifecycle Services	20
QuickShip Program	21
Testing	22
Sizing Tools	22
Training and Support	22
Certifications	23

Spring Loaded Pressure Valves

Emerson manufactures a complete range of spring loaded pressure relief valves from general pressure protection to extreme conditions. Designed, certified and tested in accordance to most codes and standards around the world like ASME, PED, CU-TR, AD-2000, API, EN. They are available in a large array of materials, from carbon steels to nickel alloys, duplexes, titanium, brass, with cast, forged or HIPS bodies.

With metal or soft seats, threaded, flanged, welded or hub connections, the largest range of pressure relief valves builds on many decades of experience from our main brands.

Anderson Greenwood™
Crosby™
Sempell™



Anderson Greenwood Series 60

The Type 63B is a small sturdy safety valve with soft seat as standard for low and medium pressure gas and liquid thermal relief applications.

Brass construction.

Technical Data

Sizes:

½ x 1 to ¾ x 1 in.
[DN 15 x 25 to 20 x 25]

Set Pressures:

30 to 531 psig [2.0 to 36.6 barg]

Temperature Range:

-320 to 400°F [-196 to 205°C]

Connections:

Threaded NPT

Applications

Low to medium pressure gas and liquid.

Thermal relief applications.

CO₂ systems, natural gas transmission.

Global Standards

ASME Section VIII

ISO EN4126



Anderson Greenwood Series 81 & 83

The Types 81 and 83 soft seated safety valves provides repeatable leak-free performances with low cost maintenance. With instantaneous pop full opening and externally adjustable blowdown.

Soft seat as standard:

Type 81: plastic seat.

Type 83: O-ring seat.

Technical Data

Sizes:

½ x ¾ to 2 x 3 in.
[DN 15 x 20 to 50 x 80]

Set Pressures:

20 to 10,000 psig [1.4 to 690 barg]

Temperature Range:

-423 to 550°F [-253 to 288°C]

Connections:

Threaded NPT

Flanges ANSI or EN

Hub connections

Applications

Cryogenic gases or liquid in thermal expansion.

Oxygen service.

Hard-to-hold gases.

High pressure services.

Global Standards

ASME Section VIII

ISO EN4126



Anderson Greenwood Series 81P

The Type 81P is specifically designed for liquid applications. Naturally balanced against backpressure, its stabilizing ring prevents destructive chattering, common on liquid applications. Soft seat as standard (PTFE, PCTFE).

Technical Data

Sizes:

½ x 1 to 2 x 3 in.
[DN 15 x 25 to 50 x 80]

Set Pressures:

50 to 6000 psig [3.4 to 414 barg]

Temperature Range:

-65 to 400°F [-54 to 205°C]
Special version available to -320°F [-196°C]

Connections:

Threaded NPT
Flanges ANSI or EN
Hub connections

Applications

Low to medium pressure gas and liquid.
Thermal relief applications.
CO₂ systems, natural gas transmission.

Global Standards

ASME Section VIII
ISO EN4126



Crosby Styles JOS-E & JBS-E

Conventional and balanced bellows spring loaded pressure relief valves built in accordance with API Standards 526 and 527 for gases and steam. Styles JLT JOS-E and JLT JBS-E for liquid service and two phase applications.

API Std 526 / EN 1092-1
flanged connections.

Single nozzle ring.

Metal and soft seats available.

Multiple options, configurations
and accessories.

Technical Data

Sizes:

1 x 2 to 12 x 16 in.
[DN 25 x 50 to 200 x 250]

Set Pressures:

5 to 6000 psig [0.34 to 414 barg]

Temperature Range:

-450 to 1000°F [-268 to 538°C]

Connections:

FFlanges ANSI 150# to 2500#
EN 1092-1 PN 10 to PN 40
Hub Connections

Applications

Medium to high pressure gas and liquid
relief applications.
Oil & gas, refining, chemicals.

Global Standards

ASME Section VIII
ISO EN4126



Crosby Styles 900 OMNI-Trim®

Single trim design, fixed blowdown
for medium flow of gas, steam or
liquid applications.

Metal or soft seat.

Gasket-less design.

Technical Data

Sizes:

½ x 1 to 2 x 2 in.
[DN 15 x 25 to 50 x 50]

Set Pressures:

5 to 5000 psig [0.34 to 345 barg]

Temperature Range:

-450 to 750°F [-268 to +399°C]

Connections:

Threaded NPT, BSP
Flanges ANSI 150# to 2,500#, EN
Hub connections
Socket Weld

Applications

Low to medium flow applications.
Liquid in thermal expansion.
Gas, liquid and steam.

Global Standards

ASME Section VIII
ISO EN4126



Crosby
Styles BP OMNI-Trim®

Balanced piston, single trim design for gas, liquid and mixed-phase applications involving variable back pressure. With O-ring seat as standard.

Balanced piston design for high backpressure applications.

Technical Data

Sizes:

¾ x 1 to 1 x 1 in.
 [DN 20 x 25 to 25 x 25]

Set Pressures:

50 to 1500 psig [3.4 to 103 barg]

Temperature Range:

-20 to 400°F [-28 to 205°C]

Connections:

Threaded NPT
 Flanges ANSI or EN
 Hub connections
 Socket Weld

Applications

Low flow applications with variable backpressure.

Liquid in thermal expansion.

Global Standards

ASME Section VIII
 ISO EN4126



Sempell
Type S

Conventional and balanced bellows spring loaded pressure relief valves built in accordance to AD-2000 (S-DIN) or API Std 526 (S-API) for gases, steam, liquid and mixed-phase applications.

Flanged connections ANSI, or DIN.

With or without single nozzle ring.

Metal and soft seats available.

Multiple options, configurations and accessories.

Technical Data

Sizes:

1 x 2 to 8 x 10 in.
 [DN 25 x 50 to 200 x 250]

Set Pressures:

15 to 6200 psig [1 to 427 barg]

Temperature Range:

-450 to 1300°F [-268 to 700°C]

Connections:

ANSI 150# to 2,500#,
 DIN PN10 to 400, EN
 Welded connections

Applications

Medium to high pressure gas and liquid relief applications.

Oil & gas, refining, chemicals.

Global Standards

ASME Section VIII
 ISO EN4126



Sempell
Type MAXI S

High flow safety relief valves for gas, steam, liquid and mixed-phase applications.

Allows the reduction in number of pressure relief valves to protect low to medium pressure equipment.

Metal or soft seat.

Extra-large capacities within a very compact low-profile valve.

Balanced bellows available.

Technical Data

Sizes:

Inlet 10 to 24 in.
 [DN 250 to 600]

Set Pressures:

4 to 350 psig [0.3 to 24 barg]

Temperature Range:

-58 to 1300°F [-50 to 700°C]

Connections:

Flanges DIN, EN or ANSI
 Welded connections

Applications

High capacity flow applications.

Global Standards

ASME Section VIII
 ISO EN4126



Sempell Type Mini S

Single trim design, fixed blowdown for small flow of gas, steam, liquid and mixed phase applications.

Metal or soft seat.

Balanced bellows available.

Technical Data

Sizes:

½ x 1 to 1 x 1 in.
[DN 15 x 25 to 25 x 25]

Set Pressures:

15 to 750 psig [1 to 52 barg]

Temperature Range:

-330 to 390°F [-200 to 200°C]

Connections:

Threaded
Flanges DIN, EN or ANSI

Applications

Low to medium flow applications.

Liquid in thermal expansion Including applications with high backpressure.

Global Standards

ASME Section VIII
ISO EN4126



Sempell Type VSEO

Conventional relief valve for low flow and high pressure applications. Single trim design for gas, steam, liquid and mixed-phase applications.

304 stainless steel construction.

Metal or soft seat.

Balanced bellows available.

Technical Data

Sizes:

½ x 1 to 1 x 1 in.
[DN 15 x 25 to 25 x 25]

Set Pressures:

15 to 6400 psig [1 to 440 barg]

Temperature Range:

-320 to 400°F [-196 to 205°C]

Connections:

Threaded Metric, NPT
Flanges DIN, EN or ANSI

Applications

Low flow high pressure applications.

Liquid in thermal expansion.

Global Standards

ISO EN4126



Pilot Operated Pressure Relief Valves

With the broadest range of pilot operated pressure relief valves, Emerson is able to solve the most demanding pressure protection challenges, providing reliable protection at low operating costs.

With pop or modulating action, from cryogenics to high temperatures, designed, certified and tested in accordance to most codes and standards around the world, our pilot operated pressure relief valves are available in many materials and configurations to suit all applications, including dirty fluids, while reducing weight, enabling in-line checking and maintenance for lower cost of ownership.

The configurations and options available provide the perfect match for any application that requires highly reliable protection and flexibility.

Anderson Greenwood™



Anderson Greenwood Series 200

The pop action 200 is still the standard of reference for pilot operated pressure relief valves. With soft seat and a non-flowing pilot, it is perfectly suited for gas and some mixed phase applications, including cryogenic services. It is also suitable for services with dirt, hydrates or high levels of moisture.

Soft seat, elastomer or plastic.

API Std 526 fully compliant or with full bore orifices.

Field test connection and complete scope of accessories and configurations.

Technical Data

Sizes:

1 x 2 to 10 x 14 in.
[DN 25 x 50 to 250 x 350]

Set Pressures:

25 to over 6170 psig [1.7 to over 425 barg]
Up to 10,000 psig [689 barg] on request

Temperature Range:

-423 to 600°F [-253 to 315°C]

Connections:

Threaded NPT 1 & 1½ in., DN 25 & 40
Flanges ANSI and API
Hub connections

Applications

Gas and vapors.

Liquefied gases.

Oxygen service.

High pressure compressors.

Marine gas carriers.

Global Standards

ASME Section VIII
ISO EN4126



Anderson Greenwood Series 400

A non-flowing, fully modulating pilot operated pressure relief valve, the Series 400 is ideal on gas, liquid and mixed phase, including heavily dirty applications. Its perfect modulating action ensures a fully proportional opening to eliminate destructive effects of liquid hammer, reduce emissions, while providing a stable operation even with high inlet losses.

The Series 400 is the most suitable safety valve for mixed phase applications.

Soft seat, elastomer or plastic.

API Std 526 fully compliant or with full bore orifices.

Field test connection and complete scope of accessories and configurations.

Technical Data

Sizes:

1 x 2 to 10 x 14 in.
[DN 25 x 50 to 250]

Set Pressures:

15 to 1480 psig [1 to 102 barg]

Temperature Range:

-65 to 600°F [-54 to 315°C]
Also to -320°F [-196°C] on request

Connections:

Threaded NPT 1 & 1½ in., DN 25 & 40
Flanges ANSI and API
Hub connections

Applications

Gas, vapor, liquid and mixed phase.

FCCU full protection.

Marine gas carriers.

Global Standards

ASME Section VIII
ISO EN4126



Anderson Greenwood Series 400 ISO-DOME

The non-flowing ISO-DOME specific configuration of the Series 400 pilot provides full protection of the critical pilot internals from highly viscous, dirty, waxy or polymerizing process media. It enables to benefit from the full modulating pilot operated pressure relief valve accuracy and dependability even on the most difficult process fluids.

Soft seat, elastomer or plastic.

API Std 526 fully compliant or with full bore orifices.

Field test connection and complete scope of accessories and configurations.

Technical Data

Sizes:

1 x 2 to 10 x 14 in.
[DN 25 x 50 to 250 x 350]

Set Pressures:

15 to 1480 psig [1 to 102 barg]

Temperature Range:

-65 to 600°F [-54 to 315°C]
Also down to -320°F [-196°C] on request

Connections:

Threaded NPT 1 & 1½ in., DN 25 & 40
Flanges ANSI and API
Hub connections

Applications

Viscous fluid, gas, vapor, liquid and mixed phase.

Polymerizing service.

Dirty service, hydrates.

Global Standards

ASME Section VIII
ISO EN4126



Anderson Greenwood Series 500

This unique modulating pilot operated pressure relief valve is specifically designed to handle hot water, steam, hot hydrocarbons vapors or liquids and other aggressive fluids, using only inert plastic soft goods.

All plastic soft goods, seats and seals.

API Std 526 fully compliant or with full bore orifices.

Field test connection and complete scope of accessories and configurations.

Technical Data

Sizes:

1½ x 2 to 10 x 14 in.
[DN 40 x 50 to 250 x 350]

Set Pressures:

15 to 720 psig [1 to 50 barg]

Temperature Range:

-65 to 515°F [-54 to 268°C]
Also down to -320°F [-196°C] on request

Connections:

ANSI Flanges

Applications

Hot water and process steam.

Aggressive media, gases, liquids or mixed phases.

Global Standards

ASME Section VIII
ISO EN4126



Anderson Greenwood Series 800

The Series 800 is the higher pressure version of the Series 400. A modulating valve that utilizes the most advanced design in pilot technology. It is ideal on gas, liquid and mixed phase, including dirty applications, with a full modulating action up to 425 barg [6170 psig].

The Series 800 is the most suitable pressure relief valve for high pressure mixed phase applications.

Soft seat, elastomer or plastic.

API Std 526 fully compliant or with full bore orifices.

Field test connection and complete scope of accessories and configurations.

Technical Data

Sizes:

1 x 2 to 4 x 6 in.
[DN 25 x 50 to 100 x 150]

Set Pressures:

1481 to 6170 psig [102 to 425 barg]

Temperature Range:

-65 to 600°F [-54 to 315°C]

Connections:

Threaded NPT 1 & 1½ in., DN 25 & 40
Flanges ANSI and API
Hub connections

Applications

High pressure gas, vapor, liquid and mixed phase.

Global Standards

ASME Section VIII
ISO EN4126

Steam & Power Safety Valves


Protecting steam processes against over-pressure has always been one of the most challenging duties for engineers. Spring loaded, pilot operated or power assisted, with certifications from ASME I & VIII, PED, TÜV, CU-TR, SELO, LRS and others, Emerson has built on more than 140 years of experience to provide the safety valve that will fit your exact requirements to reliably protect assets.

From low pressure steam to super-critical boilers, each safety valve is supported with some of the largest steam testing facilities in the world. Also available is a complete range of portable test equipment to maintain protection and reduce operation costs.

Anderson Greenwood™

Crosby™

Sempell™



Crosby Style HSJ

Full nozzle safety valve for saturated and superheated steam service. The Style HSJ is the work-horse for medium pressure boilers. It is also certified for economizer applications when a spring loaded safety valve is preferred.

Two control rings design FLEXI-DISC® seat to ensure a flat and tight seal.

High flow coefficient of discharge for most economical valve selection.

Technical Data

Sizes:

1½ x 2 to 6 x 8 in.
[DN 40 x 50 to 150 x 200]

Set Pressures:

Up to 2700 psig [186 barg]

Temperature Range:

Up to 1000°F [538°C]

Connections:

ANSI flanged 150# to 2,500#

Applications

Medium pressure boilers.

Steam accumulators.

Economizer.

Process steam systems.

Global Standards

ASME Section I

ASME Section VIII

ISO EN4126



Crosby Style HE ISOFLEX®

The HE is a high capacity safety valve, specifically designed for boiler drum service, saturated steam applications. The backpressure-assist combined with the ISOFLEX® seat design provides premium operation and seat tightness on these highly critical applications.

Seat tightness 93% of set pressure.

Two control rings design.

Backpressure-assist closing feature and patented educator control to ease adjustments.

Weld end valves shipped as two assemblies to minimize installation time and labor.

Technical Data

Sizes:

2½ x 6 to 4 x 8 in.
[DN 65 x 150 to 100 x 200]

Set Pressures:

Up to 3060 psig [211 barg]

Temperature Range:

Up to 750°F [399°C]

Connections:

ANSI flange inlet and outlet
Butt-weld inlet with ANSI flange outlet

Applications

Boiler drums.

Saturated steam.

Global Standards

ASME Section I

ISO EN4126



Crosby Style HCI ISOFLEX®

The HCI provides exacting protection for boiler drums and super-heaters, reheaters or any other high pressure steam applications. Available with restricted lift for full flexibility according to the needs of the application.

Seat tightness 93% of set pressure or higher.

Two control rings design.

ISOFLEX® seat design technology.

Weld end valves shipped as two assemblies to minimize installation time and labor.

Restricted lift from 100% to 30% (HCI-R).

Full flexibility to balance the relieving capacity requirements between the boiler valves.

Technical Data

Sizes:

1½ x 3 to 6 x 10 in.
[DN 40 x 80 to 150 x 250]

Set Pressures:

Up to 3000 psig [207 barg]

Temperature Range:

Up to 1120°F [604°C]

Connections:

ANSI flange inlet and outlet

Butt-weld inlet with ANSI flange outlet

Applications

Boiler drums and super-heaters, reheaters.

Saturated and super-heated steam.

Global Standards

ASME Section I

ASME Section VIII

ISO EN4126



Crosby Style HCA-I ISOFLEX®

Super-critical boilers need particular design considerations for their very demanding pressure protection.

The HCA has been specifically developed for super-critical steam applications, building on the extensive experience and tests accumulated by our engineers.

Seat tightness 93% of set pressure or higher.

Two control rings design.

ISOFLEX® seat design technology.

Weld end valves shipped as two assemblies to minimize installation time and labor.

Restricted lift to match exactly the capacity required to flow.

Technical Data

Sizes:

2½ x 6 and 3 x 8 in.
[DN 65 x 150 and DN 80 x 200]

Set Pressures:

Up to 5000 psig [345 barg]

Temperature Range:

Up to 1100°F [593°C]

Connections:

Butt-weld inlet with ANSI flange outlet

Applications


Super-critical steam.

Global Standards

ASME Section I

ASME Section VIII

ISO EN4126



Anderson Greenwood Series 727

With a full metal seat configuration both in the main valve and the pilot, the Series 727 is a unique pop action pilot operated safety valve to handle any hot gas or process steam application.

Full metal configuration.

Dampening functions to increase life cycle.

Adjustable blowdown 3 to 15%.

Manifolded dual pilot configuration available for ease of maintenance and operation.

Field test connection, and complete scope of accessories and configurations.

Technical Data

Sizes:

2 x 3 to 8 x 10 in.
[DN 50 x 80 to 200 x 250]

Set Pressures:

50 to 1200 psig [3.5 to 83 barg]

Temperature Range:

Up to 1000°F [538°C]

Connections:

ANSI flange inlet and outlet

Applications

Process steam.

Steam turbine extractions.

High temperature gas.

Reduced foot-print.

Global Standards

ASME Section VIII

ISO EN4126



Anderson Greenwood Series 5200

Developed specifically to address economizer applications requiring premium performance on both steam and hot water mixed phase.

Being a fully modulating pilot operated pressure relief valve, the Series 5200 is the ideal solution to this difficult application.

Metal seat tightness to 96% of set.

Non-flowing full modulating pilot.

Unique condensate trap to handle changing service conditions between steam and water.

Field test connection, and complete scope of accessories and configurations.

Technical Data

Sizes:

1½ x 2 to 8 x 10 in.
[DN 40 x 25 to 200 x 250]

Set Pressures:

Up to 6250 psig [431 barg]

Temperature Range:

Up to 1000°F [538°C]

Connections:

ANSI flange inlet and outlet

Applications

Economizer.

Saturated steam.

Hot water.

Global Standards

ASME Section I (Economizer)

ASME Section VIII

ISO EN4126



Sempell Type SOH / SOT

These Controlled Safety Pressure Relief Systems (CSPRS) use an actuator to provide perfectly controlled performance in pressure protection in full compliance of EN and TRD requirements.

These valves can be fully customized to perfectly suit the requirements of the application for seat tightness, overpressure and blowdown performances.

Helical spring (Type SOH) or disc spring (Type SOT) for larger valves.

Combined with STE4 electro-pneumatic control unit or STE5 pneumatic control unit, with redundancies and in-line checks.

Technical Data

Sizes:

SOH: 3 to 12 in. [DN 80 to 300]
SOT: 6 to 24 in. [DN 150 to 600]

Set Pressures:

145 to 7250 psig [10 to 500 barg]

Temperature Range:

Up to 1300°F [700°C]

Connections:

Flanges, ANSI or DIN/EN
Butt-welded inlet and outlet

Applications

EN12952 and TRD boilers.

Saturated super-heated and super-critical steam.

Also suitable for specific gas applications where full control is required.

Global Standards

ISO EN4126

TÜV type-tested to PED



Sempell Type EPRV

This power-actuated relief valve provides venting capacity as required for ASME I boilers.

The SEP valve is pneumatically actuated by the STE8 control unit for total control of the performances of the valve.

Forged body construction.

Helical or disc spring.

Adjustable small opening and closing pressure difference.

Adjustments and checks possible without lowering the system pressure.

Easy in-line maintenance.

Technical Data

Sizes:

2½ x 4 in.
[DN 65 x 100]
with 3 different nozzle sizes available

Set Pressures:

Up to 7250 psig [500 barg]

Temperature Range:

Up to 1300°F [700°C]

Connections:

Flanges, ANSI or DIN / EN
Butt-welded inlet and outlet

Applications

Steam boilers venting.

High pressure steam venting.

Global Standards

ASME Section I

ISO EN4126



Low Pressure Relief Valves

Designed for extremely accurate low pressure protection with configuration flexibility for ease of maintenance and enhanced reliability. The soft seats are specially designed to provide extreme tightness even under the lowest pressures. These valves feature very large capacities for the most economical configuration. Type 9000 valves can provide protection for both pressure and vacuum, while the 96A vacuum breaker brings unrivalled extra large capacities for protecting the largest storage tanks.

Designed, certified and tested in accordance to most codes and standards like ASME VIII, PED, CU-TR, API 2000, IMO rules they are available in carbon steels, stainless steel and aluminium.

Anderson Greenwood™



Anderson Greenwood Types 9300 & 9300H

Full bodied valves to pipe away the discharge, Types 9300 & 9300H are fully balanced against back-pressure. The modular concept allows them to be used in the pilot operated pressure relief mode and simultaneously provides vacuum relief, either via weight load or with a specific vacuum pilot. They can also be used for pressure only (blocked on vacuum) or vacuum only (blocked on pressure).

The 9300H version has been optimized for very large flows, providing economical reduction in size of valves and piping, or in the number of valves required for large storage tanks, onshore and offshore. Each size has been flow tested and certified. Field Test Connection, and complete scope of accessories and configurations.

Technical Data

Sizes:

2 x 3 to 14 x 18 in.
[DN 50 x 80 to 350 x 450]

Set Pressures:

4 in. w.c. to 50 psig [10 mbarg to 3.5 barg],
pilot operated

Set Vacuum:

-1 oz [-4.3 mbarg] full open, weight loaded
-2 in. w.c. to -5 psig [-5 to -345 mbarg],
pilot operated

Temperature Range:

-320 to 200°F [-196 to 93°C]

Connections:

ANSI flanges with studded inlet

Applications

Refrigerated and cryogenic storage tanks including LNG, vapor recovery systems, LPG, ethylene, ammonia, LNG and LPG carriers, F-LNG, FSRU.

Low pressure processes where discharge is piped away or connected to a flare or recirculation system.

Global Standards

API 2000
ASME Section VIII
ISO EN4126



Anderson Greenwood Type 9200

The Type 9200 operates like the 9300 but discharges directly to atmosphere and has no provision to be piped away. Its vent configuration provides enhanced flow capacities.

PTFE & FEP seat, seals and diaphragms.

Aluminum or stainless steel construction.

Field Test Connection, and complete scope of accessories and configurations.

Technical Data

Sizes:

2 to 12 in.
[DN 50 to 300]

Set Pressures:

4 in. w.c. to 5 psig [10 to 345 mbarg],
pilot operated

Set Vacuum:

-1 oz [-4.3 mbarg] full open, weight loaded
-2 in. w.c. to -5 psig [-5 to -345 mbarg],
pilot operated

Temperature Range:

-320 to 200°F [-196 to 93°C]

Connections:

Studded ANSI inlet flange

Applications

Air separation cryogenic storage tanks,
LOX, LIN, LAR.

Air blowers.

Non-hazardous low pressure gas.

Global Standards

API 2000
ASME Section VIII
ISO EN4126



Anderson Greenwood Type 93

The Type 93 pilot operated pressure relief valve is designed with elastomer seats and seals for accurate and reliable low pressure protection in petrochemical and chemical processes and storage tanks.

If required, the fully modulating pilot can easily be adjusted to pop action.

Elastomer seats and seals.

Elastomer or PTFE diaphragms.

Pressure protection only.

Field Test Connection, and complete scope of accessories and configurations.

Technical Data

Sizes:

2 x 3 to 12 x 16 in.
[DN 50 x 80 to 300 x 400]

Set Pressures:

3 in. w.c. to 50 psig [7.5 mbarg to 3.5 barg]

Temperature Range:

-260 to 300°F [-162 to 149°C]

Connections:

ANSI flange inlet and outlet

Applications

Low pressure application where accuracy, fast opening and premium seat tightness is required.

Low pressure gas piping.

Chemical storage tanks.

Global Standards

API 2000

ASME Section VIII

ISO EN4126



Anderson Greenwood Type 96A

The 96A is a weight loaded vacuum breaker designed to complement pressure relief products, especially when seeing high positive operating pressure.

Its enhanced seat design provides premium tightness very close to the opening point.

The internal flow path has been optimized to provide the largest flow capacities.

Special dual soft seat.

Weight-loaded vacuum protection only.

Studded top enables to mount a pressure valve if needed.

Extra-large capacities for economical vacuum protection.

Standard vacuum set to match API tank design standards.

Technical Data

Sizes:

4 to 16 in.
[DN 100 to 400]

Set Vacuums:

-½ oz/in² [-2.2 mbarg], standard
-1½ oz/in² [-6.6 mbarg], optional

Maximum Allowable Positive Pressure:

Up to 85 psig [5.9 barg]

Process Temperature Range:

-320 to 300°F [-196 to 148°C]

Connections:

ANSI flange

Applications

LNG & LPG storage tanks.

Vacuum protection where large capacities are required.



Anderson Greenwood Type MLCP

Modulating Large Capacity Pilot safety valve designed for low pressure gas and vapor service. The internal pressure sensing and integrated pilot makes it a very compact, simple, high performance and cost effective valve.

Internal pressure sensing.

FKM soft seats and seals.

Full bore orifices for maximum flow.

Field test connection as standard.

Technical Data

Sizes:

2 x 3 to 6 x 8 in.
[DN 50 x 80 to 150 x 200]

Set Pressures:

3 to 14.99 psig [0.2 to 1.0 barg]

Temperature Range:

-20 to 400°F [-29 to 204°C]

Connections:

ANSI Flanges

Applications

Gas distribution pipelines.

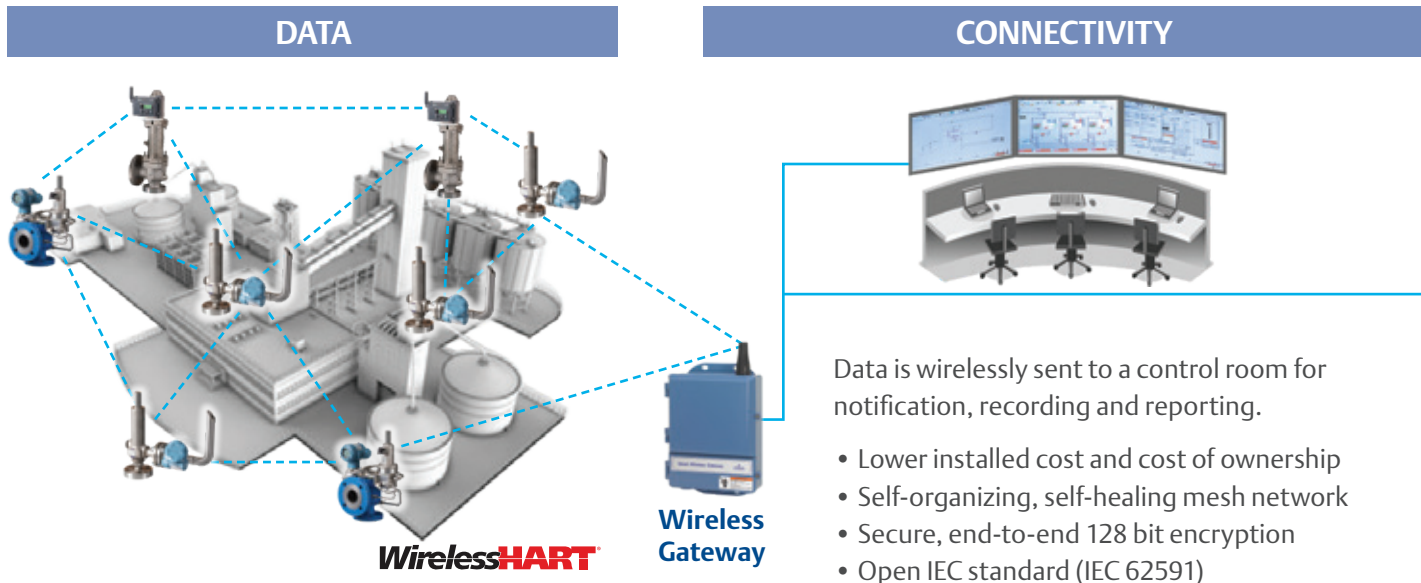
Positive displacement blowers.

Monitoring Solutions for Any PRV Application

Monitoring can be applied to a wide range of PRV installations. Emerson has the most comprehensive portfolio of pressure relief valves designed for gas, steam and liquid services from cryogenic applications to super-critical boilers.

			
<p>All PRVs Non-Intrusive</p> <p>Rosemount™ 708 Wireless Acoustic Transmitter</p> <ul style="list-style-type: none"> • Event Timestamp and Duration • Leakage Detection 	<p>Direct Spring PRVs</p> <p>Fisher™ 4320 Wireless Position Monitor</p> <ul style="list-style-type: none"> • Event Timestamp and Duration • Volumetric Release 	<p>Pilot-Operated PRVs</p> <p>Rosemount 2051/3051 Wireless DP Transmitter</p> <ul style="list-style-type: none"> • Event Timestamp and Duration • Volumetric Release 	<p>Connectivity and User Interface</p> <p>WirelessHART® Interface</p> <ul style="list-style-type: none"> • Modbus® RTU/TCP, OPC and EtherNet/IP™ • DeltaV™, AMS™, Plantweb™ Insight and More

How does it work?



Solutions Overview



Wireless Solution	Rosemount 708 Wireless Acoustic Transmitter	Fisher 4320 Wireless Position Monitor	Rosemount 2051/3051 Wireless Differential Pressure Transmitter
Valve Type	All Valves	Crosby™ J-Series Direct Spring Valves	Anderson Greenwood™ High and Low Pressure Pilot Valves
Installation	Non-intrusive, install on pipe	Relief Valve OEM Mounting Kit	Relief Valve OEM Mounting Kit
Relief Detection	Time and Duration	Time, Duration and Lift	Time, Duration and Lift
Relief Event	Yes	Yes	Yes
Passing / Leakage	Yes	Yes (Valve not reseating)	No
Volumetric Release	No	Yes	Yes
Application / Use	Gas, Liquid and Steam	Gas, Liquid and Steam	Gas, Liquid and Steam
Detection Principle	Acoustic and pipe surface temperature	Movement of valve stem down to 1/10 th in.	Differential pressure between inlet and dome
Update Rate	1 sec to 60 minutes	1 sec to 60 min.	1 sec to 60 min.
Update Method	Continuous	Triggered by valve movement	Continuous
Time to Detect Open	Same as update rate	Same as update rate or as fast as 1/2 second sampling	Same as update rate
Power Module Life	3.8 years @ 4 second update rate	4.0 years @ 4 second update rate (standard)	2.2 years @ 4 second update rate
Connectivity/GUI Through WirelessHART® Gateway	Plantweb Insight app; AMS; Modbus RTU/TCP, OPC and EtherNet/IP	AMS; Modbus® RTU/TCP, OPC and EtherNet/IP	AMS; Modbus® RTU/TCP, OPC and EtherNet/IP

ANALYTICS



The Plantweb Insight Pressure Relief Device application provides a dashboard view, asset summary and details, and event logs of your relief events.

Plantweb Insight consists of a suite of applications that analyzes data with pre-configured algorithms that help translate data into actionable insights for improved decision making related to specific asset classes or devices.

Specialty Valves

In addition to pressure relief valves, Emerson's portfolio has been complemented over the years with safety devices further enhancing the safety of your assets and personnel.

Safety Selector Valve

The SSV is a compact switchover valve with very high flow efficiency. It meets the mandatory requirements of ASME VIII UG-135, AD-2000-A2 and can also be used on boilers per ASME I Code Case 2254.

BlockBody Safety Valves

With the BlockBody concepts, Emerson has been able to extend the limitations of safety valves for more cost-effective solutions, and higher material integrity.

Internal Tank Valve

Fail-safe shut-off valve for cryogenic storage tank withdrawal, the ITV meets the requirements set forth by the NFPA 59A, and provide high flowing capacities for economical election.

Reserve Capacity Relief Valve

The RCRV provide huge additional flowing capacities with almost instantaneous opening for emergency situations.

Anderson Greenwood™
Crosby™
Sempell™



Anderson Greenwood SSV

Safe and efficient method for switching from an active safety valve to stand-by safety valve. In accordance to all international standards and codes recommendations, the SSV creates much less than 3% inlet pressure losses to the active API Std 526 safety valve.

Tandem inlet and outlet SSV assembly are available which allow positive and simultaneous switching while maintaining overpressure protection at all time.

Soft seated with minimal maintenance requirements.

Very high C_v values, with no oversizing in a compact body.

Bleed valves as standard for safe removal of the isolated safety valve.

Clear, positive indication of the active safety valve.

Simple operation with built-in seat pressure equalization.

Allows safety valve maintenance without process shut-down.

Technical Data

Sizes:

1 to 10 in.
[DN 25 to 250]

Pressure Range:

Up to 6,170 psig [425 barg]

Temperature Range:

-423 to 800°F [-253 to +427°C]

Connections:

ANSI flanges 150# to 2,500#

Applications

Gas, steam, liquid and mixed phase.

'Active and Stand-by' safety valves installations.



Block Body Safety Valves

Where set pressure requirements exceed the industry standards, on offshore applications right to power plants, Anderson Greenwood, Crosby and Sempell have designed spring loaded and pilot operated safety valves as block body valves to provide cost-effective alternatives to multiple high pressure smaller sizes relief valves.

The forged body construction allows an extensive array of sizes, pressure ratings and connections, to suit the application.

Most materials available from carbon steels to high temperature alloys, duplexes or nickel alloys.

Spring loaded, pilot operated or power actuated CSPRS designs.

For some alloys, Hot Isostatic Pressed (HIP) body/bonnet can also be used.

Technical Data

Sizes, Pressures, Temperature Range, and Connections:

As per requirements and needs of the application

Applications

Customized safety valves to reduce quantities on high pressure and/or large flow processes.

Specific metallurgical requirements.



Anderson Greenwood Type ITV

The Internal Tank Valve is a fail-safe isolation valve for bottom or side withdrawal specifically developed for lifelong protection of cryogenic storage tanks like LNG, LPG, NH₃, LOX, LIN.

Full cryogenic construction, seat plate of same grade as tank bottom to ensure thermal and weld full compatibility. Redundant manual open cable in case of loss of power.

Pressure equalizing pilot valve and actuator settings to limit forces on tank top and bottom.

Bottom mounted pivot or plug design, and side mounted pivot design available.

Actuators, control panel also available.

Technical Data

Sizes:

Bottom Pivot ITV:
4 to 18 in.
[DN 100 to 450]

Bottom Plug ITV:
6, 12, 24 and 30 in.
[DN 150, 300, 600 and 750]

Side Pivot ITV:
12 to 18 in.
[DN 300 to 450]

Temperature Range:

Cryogenic down to -320°F [-196°C] and lower

Connections:

Seat plate welded to tank bottom

Applications

Refrigerated and cryogenic storage tanks.
LNG, LPG, ethylene, ammonia, LOX, LIN.



Anderson Greenwood Type RCRV

The Reserve Capacity Relief Valve has been designed to provide overpressure protection on large low pressure refrigerated and cryogenic tanks when large volumes of vapor are generated by unusual conditions.

Uses a frangible link to achieve almost instantaneous full opening. An Inconel spring enables the valve to reclose with around 50% blowdown.

Nitrile soft seat.

Aluminum construction with stainless trim.

Bubble-tight to 95% of set.

Full open at set pressure.

Very large capacities to reduce quantity of valves on tank.

Technical Data

Sizes:

24 and 36 in.
[DN 600 and 900]

Set Pressures:

24 in.: 1.5 to 5.0 psig [103 to 345 mbarg]
36 in.: 1.5 to 3.0 psig [103 to 207 mbarg]

Connections:

24 in.: 150# flange ANSI B16.5
36 in.: 125# flange ANSI B16.1

Applications

LNG or LPG storage tanks.

Emergency venting from overfill, mechanical failure, rollover or loading error.





Continuous support in the face of changing market and operating conditions

Emerson leads the way with industry-defining end-to-end digital service experiences, helping you achieve superior outcomes through our maintenance, reliability, and performance offerings. The tools we've developed support the digital transformation of the process and hybrid

industries, providing the confidence to extract the maximum value from your service and technology investments. Our teams partner with you across the globe to help you maintain safe operation, improve reliability, and optimize plant performance. With over 100 regional service centers and

60+ mobile service centers worldwide, local experts are available to work with you to understand your unique challenges and help you find a solution. Our broad portfolio of service offerings allows us to tailor our support to align with your specific business goals.




Connected Services

Leverage smart valve technology and Emerson expertise to help your workforce make informed performance and reliability decisions at speed.



Outage Services

Identify, prioritize, and plan long term plant reliability improvements to reduce maintenance events and improve generation performance.



Education and Training

Train new hires, improve your current workforce skills, and help your team adapt to new technology or products.



Startup and Commissioning

Certified technicians meticulously work through approvals, calibration, testing, and certification to deliver a comprehensive handover, on time and on budget.



Emerson QuickShip Supports your projects and operations effectively

Fast, reliable production and shipment services to suit your needs

You need speed and reliability from your technology suppliers to manage your projects and operations effectively, but finding a vendor you can count on when timing matters isn't always easy.

With Emerson's QuickShip program, you'll have access to a range of fast, dependable production and shipment options for pressure relief and safety valves and parts replacement where you need it, when you need it.

QuickShip is a world-class fulfillment program offered by Emerson Automation Solutions that allows for expedited shipment of pressure relief and safety valves and parts to maximize speed and responsiveness. It leverages our global infrastructure, local presence and commitment to service to help you avoid downtime, stay on schedule, respond to the unexpected, and control costs in today's challenging environments.

QuickShip Everyday

For fast, easy and reliable shipment of standard items at no extra charge.

QuickShip Expedite

To meet your required delivery date for any product with flexible price premiums.

QuickShip Emergency

For the fastest possible order, shipment and delivery of critical parts or products.

Put Emerson's wealth of resources and expertise to work for you to resolve all your part and product shipping needs, no matter the circumstances.



Expert support from the pressure relief specialists

Testing

SPVD-Set Pressure Verification Device

A system for in-situ testing, classified as a 'calibrated assist device' per ASME PTC 25. Computer driven to testing safety valves, portable or permanently mounted.

Emerson has developed various types of in-situ testing devices, to suit the needs and requirements of the plant: boiler safety valves, including super-critical applications, general applications or offshore installations.

VPI - Valve Position Indicator

Provides direct, continuous, remote indication of the valve spindle position. Permits safe monitoring of safety valves located in hostile environment. Transducer qualified Class 1E. Qualified to IEEE-344.

LISA—Lift Indicator Switch Assembly

Valve position indicating device with fully encased magnetic proximity sensors. Indication of valve closed, mid and fully-open position. Qualified to IEEE-344.

Emerson PRV²SIZE

Pressure Relief Device Sizing and Selection Software.

PRV2SIZE incorporates over 140 years of experience and engineering expertise in selecting the right safety devices for your application. Users and engineers can address numerous applications, in accordance to the ASME code and API and EN standards, including the latest developments in mixed-phase flow sizing.

- User-Friendly Interface
- Sizing calculations can be saved at any point
- Multiple tags can be opened simultaneously
- Sorting data through a variety of parameters
- Fully configured product selection
- Fire sizing applications following API RP 521 methodology
- Export and import tools
- Reaction force and noise level
- Integrated Water and Steam tables
- Sizing per ASME VIII, API 520, AD2000-A2, BS6759, TRD 421
- Noise level per API or VDMA
- Flashing water per multiple methods

Training and Support

At Emerson we deal with pressure safety devices every day. We review designs, applications, installations and participate to standards and codes committees.

We can support your teams by providing seminars and trainings tailored to your needs, on any subject related to pressure protection, safety devices and their installation, maintenance, theory, sizing, etc. being for one hour as a 'lunch-and-learn' opportunity or for several days for complete training of a team of engineers.

Seminars and training can be arranged at your premises, or in our state-of-the-art training facilities.



A photograph of an industrial facility at night, featuring several tall, cylindrical towers and large storage tanks. The scene is illuminated by numerous bright lights, creating a high-contrast, industrial atmosphere. The sky is a deep blue, suggesting dusk or dawn. The foreground shows a complex network of pipes, walkways, and structural elements.

Certification and Approvals

Certifications and approvals are critical when working with safety devices. Emerson's extensive range of Pressure Relief Devices are available with the following certifications and approvals.

- AD 2000 - A2
- ASME Code Section I (V)
- ASME Code Section VIII (UV)
- ATEX 2014/34/EU (replaces 94/9/EC)
- Canadian Registration (CRN)
- China Manufacturer License (SELO)
- CU TR 012
- CU TR 032
- EN ISO 4126
- Korea Gas Safety Corporation
- PED 2014/68/EU (replaces 97/23/EC)
- Type approvals for Marine liquefied gases and/or Offshore, ABS, BV, DNV-GL, LRS
- TRD 110

Pressure relief valves, providing advanced, reliable and efficient overpressure protection

Emerson Automation Solutions

Americas

McKinney, Texas 75070 USA
T +1 800 558 5853
T +1 972 548 3574

Stafford, Texas 77477 USA
T +1 281 274 4400

Europe






T +39 051 419 0611

Asia Pacific

T +65 6777 8211

Middle East / Africa

T +971 4811 8100

-  webadmin.regulators@emerson.com
-  Emerson.com
-  Facebook.com/EmersonAutomationSolutions
-  LinkedIn.com/company/emerson-automation-solutions
-  Twitter.com/emr_automation

D352993X012 © 2019 Emerson Electric Co. All rights reserved 07/19.
Anderson Greenwood, Crosby and Sempell are marks owned by one of the companies in the Emerson Automation Solutions business unit of Emerson Electric Co.
The Emerson logo is a trademark and service mark of Emerson Electric Co. All other marks are property of their respective owners.
VCSBR-13776-EN 19/07



CONSIDER IT SOLVED™